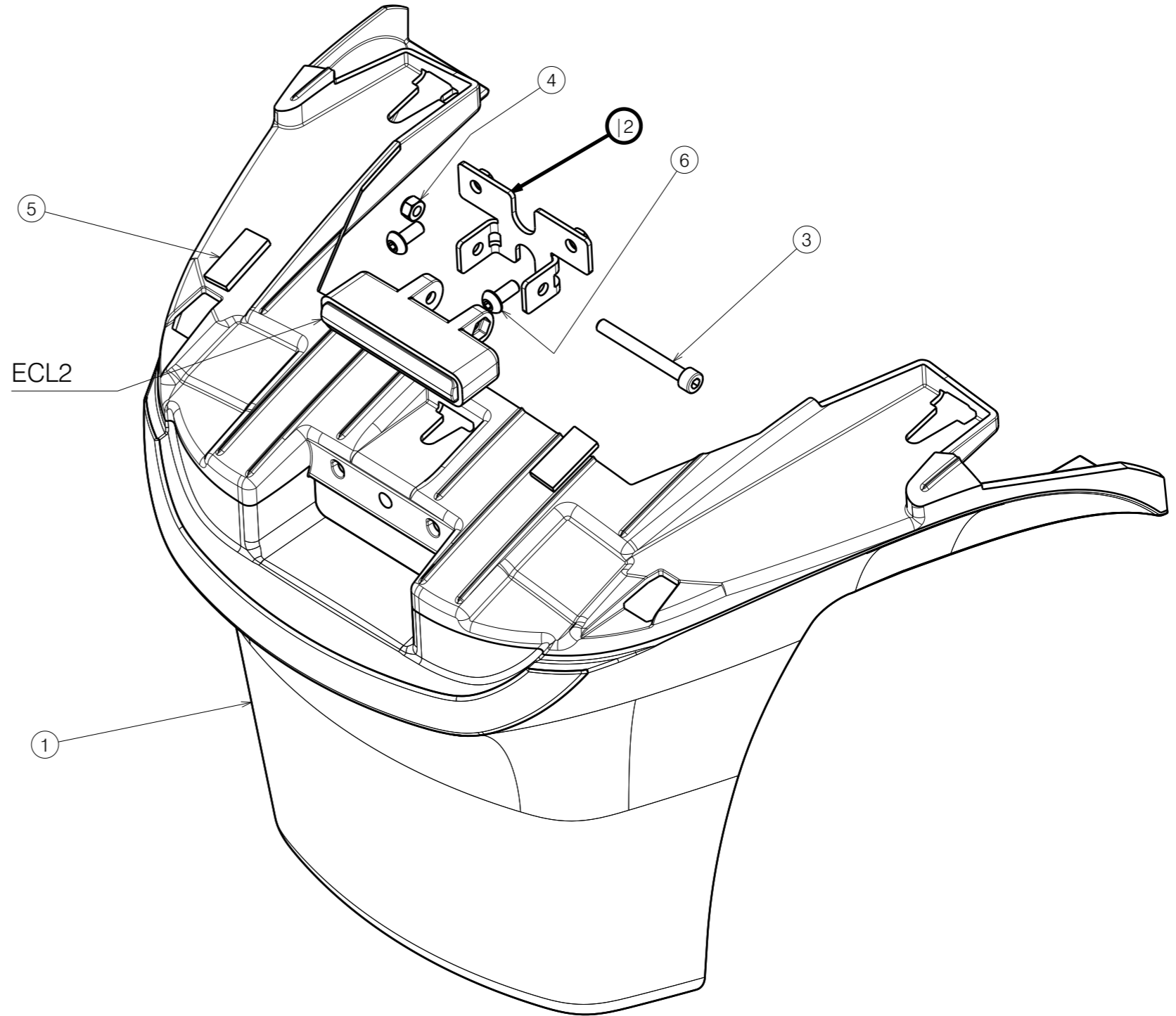
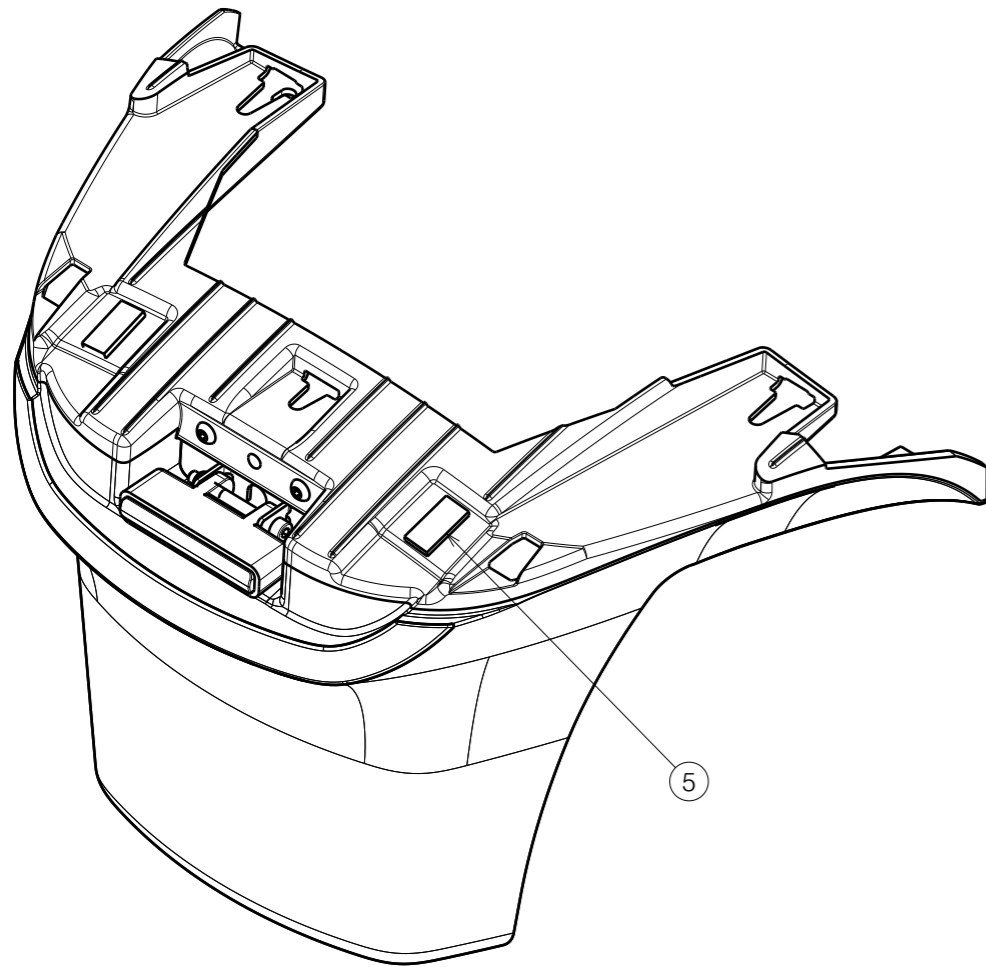



No.	Plan	Article	Qty
1	FRONT BUMPER	2998626	1
2	P00108386	2914404	1
3	Screw M5X45	3991349	1
4	Nut M5	1001679	1
5	3M Dual lock 15x25 mm	2998521	2
6	Screw M5x12	2993078	2



Before stick 3M Dual Lock prepare surface on plastic part:

1. Roughen the surface by abrasive pad
2. Clean surface with Isopropyl Alcohol (IPA), propan-2-OL.
3. Press 3M Dual Lock after stick

NOTICE: THE INFORMATION CONTAINED ON THIS DRAWING IS PROPRIETARY TO VERMEIREN GROUP AND SHALL NOT BE DISCLOSED IN WHOLE OR IN PART, OR USED FOR ANY DESIGN OR MANUFACTURE, EXCEPT WHEN SUCH USER POSSESSES DIRECT WRITTEN AUTHORIZATION FROM VERMEIREN GROUP.

SV EON FRONT BUMPER COMPL.				Plan No. E00108385/B.1
Scale: 1:2	Drafted	Verified	Confirmed	
Date	21/07/2025	29/04/2026	29/04/2026	
Initials	BK	PM	MK	